



HACKNEY RESTORATION


THE WORLD'S SMARTEST SERVICE BODIES LOADED WITH FEATURES

DEFINING PROFESSIONAL

Hackney Performer bodies have been a mainstay in the plumbing, electrical, and HVAC markets for over 15 years, but the all-aluminum work truck will now make its presence in the cleaning and restoration industry.

Hackney bodies have a history of delivering value to operators by maximizing the storage and efficiency inside, while providing a durable body that is re-mountable and can serve over 20 years.

Designed by operators, Hackney's custom shelving organizes equipment such as air movers, dehumidifiers, and extractors, while providing additional storage for tools and bin trays. The swing out curbside door provides quick access to vacuum, airline, and water hose reels. Additional options such as a driver side service compartment and rear pull-out ramp are also available. The Performer features smooth side walls for graphics to provide a great outlet for advertising.



HACKNEY RESTORATION UNIQUE FEATURES



LARGE SWING-OUT CURBSIDE DOOR

Gain quick access to vacuum, airline and water hose reels.



GET ORGANIZED

Hackney's C&R custom specific shelving allows you to organize all your equipment for the job and increase job site efficiency.




MAXIMIZED DRIVER SIDE STORAGE

Hackney's shelving system provides ample room for dehumidifiers and air movers to be securely transported, while providing small part trays and tool storage.



SMART CURB SIDE STORAGE

Hose reels, extractor and tank are positioned in the front for side door access, while additional custom shelving is provided in rear for tool and parts storage.



DRIVER SIDE SERVICE COMPARTMENT

Optional drop down service compartment provides quick and easy driver access to daily tools. Trays can be provided for optimal organization.



ALL ALUMINUM BODY

Lighter weight means more payload; natural resistance to corrosion; easier to repair; longer service life; highly recyclable.



REMOUNTABLE BODY

All Hackney bodies are designed to be remounted when the chassis wears out, with extra strength where it counts for multiple swaps to new chassis.



DROP FLOOR AND CHASSIS FRAME

The chassis frame and the body floor is dropped behind the rear axle creating a lowered, full width, recessed rear stepwell for walk-in access to the interior.




HEAVY DUTY CORNER POST & TOP RAILS WITH CAST CORNER CAPS

Extruded aluminum corner post and top rails for extra strength and smoother appearance. Cast aluminum corner caps welded in place and finished off for seamless appearance and maximum rigidity.



HEAVY GAUGE ONE PIECE SIDE PANELS

Single sheet .125 gauge aluminum with only perimeter rivets showing. Side panels are bonded to intermediate body posts to achieve the smooth billboard sides for impact graphic presentation.



DOUBLE WALL CONSTRUCTION

Front bulkheads and rear doors are double wall on all models for added strength and protection from everyday abuse. Models have double wall side panels as well, with aluminum exterior and white Roofs are double wall with insulation.




DROPPED SKIRTS

All Hackney bodies have lowered skirts that flush out with chassis cabs to give a sleek, modern, low profile look. Lowered skirts also hide batteries, fuel tanks, and other chassis components for a cleaner appearance.



BATTERY & FUEL ACCESS DOORS

Maintains the unbroken smooth look of the body exterior, yet allows full access to these chassis components.



ALUMINUM SNAP-TOGETHER FLOOR PLANKS

Structural floor planks are extruded from one piece of aluminum, with floor reinforcement ribs and locking grooves formed in place. Joined together and welded, they form an exceptionally strong floor assembly with low clearance over the frame.

HACKNEY SERVICE VEHICLES 911 West 5th Street, Washington, NC 27889

1-800-763-0700 1-252-946-6521 Fax-1-252-975-8340

Hackney

www.hackneyrestoration.com